



**Global Assessment on Status of Tourism Statistics in countries**

**Committee on Statistics and Tourism Satellite Accounts / 17<sup>th</sup> meeting  
Madrid, Spain**

 United Nations Statistics Division  
Karoly Kovacs, Chief, Statistics of International Trade in Services Section

## Outline

- Background
- Global assessment
- Results

2

As the community of official statistics has been tasked to monitor progress towards achieving the 2030 Agenda and all its goals and targets it was important to get an accurate picture of the status of the implementation of the Tourism Satellite Accounts methodology across countries.

Within the SDG framework, the indicators for target 8.9 are expected to be available for global monitoring.

These are:

8.9.1 Tourism direct GDP as a proportion of total GDP and in growth rate

8.9.2 Number of jobs in tourism industries as a proportion of total jobs and growth rate of jobs, by sex **[under discussion]**

The indicator for target 12 is:

12.b.1 Number of sustainable tourism strategies or policies and implemented action plans with agreed monitoring and evaluation tools

The survey is a joint initiative of UNWTO and UNSD and was sent to 184 national statistical offices in English and Spanish in June 2016.

The questionnaire contains 27 questions; its structure follows the main components of TSA (expenditure of inbound/domestic/ /outbound tourism, the production account and employment in the tourism industries).

## Global assessment

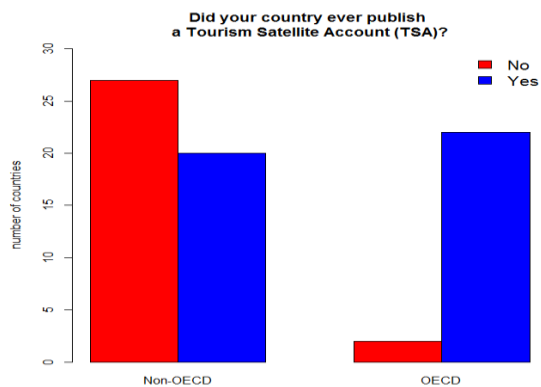
The questionnaire was available for completion online via surveymonkey or in word format.

71 replies have been received to date (47 non-OECD and 24 OECD countries)

More replies are expected from the French version of the questionnaire, which was sent in November 2016.

7

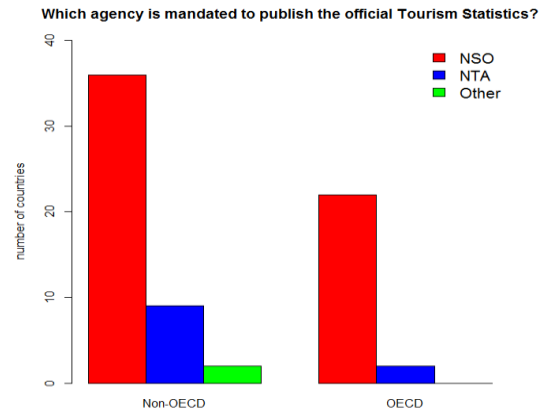
## Global assessment - results



20 of the 47 non-OECD and 22 of the 24 OECD countries published TSA

8

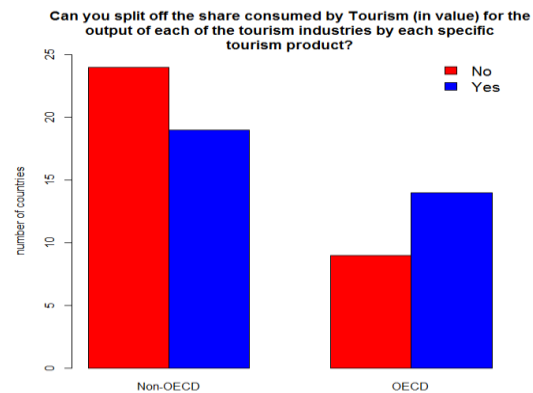
## Global assessment - results



Mostly the national statistical office is mandated to publish tourism statistics

9

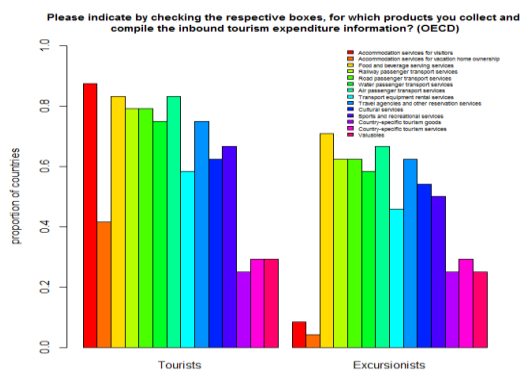
## Global assessment - results



19/47 or 40% of non-OECD; 14/24 or 58% of OECD is able to split off shares

10

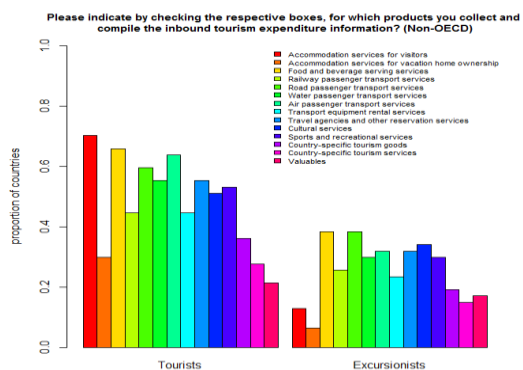
## Global assessment - results



Most of the OECD countries collect and compile the inbound tourism expenditure for tourists and excursionists; although this varies by product

11

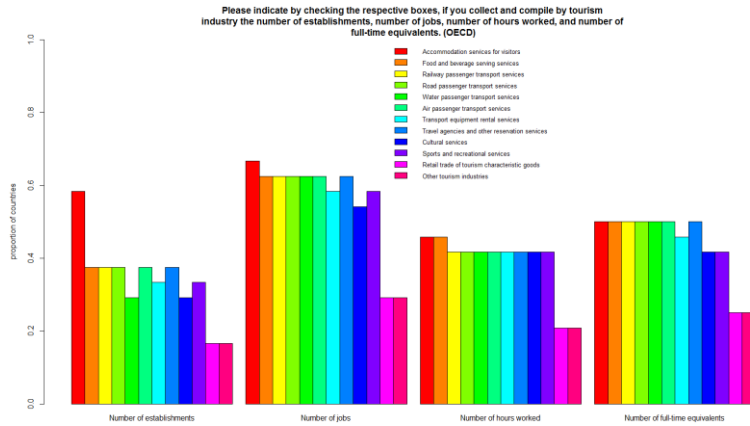
## Global assessment - results



About half of non-OECD countries collect and compile the inbound tourism expenditure for tourists, and about a third for excursionists; this varies again by product. This collection rate is lower than for OECD countries.

12

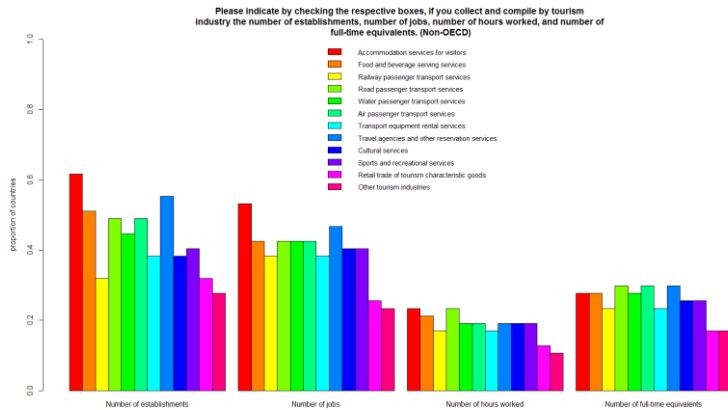
## Global assessment - results



About 60% of OECD countries collect and compile the number of jobs by tourism industry, and about 40% the number of hours worked

13

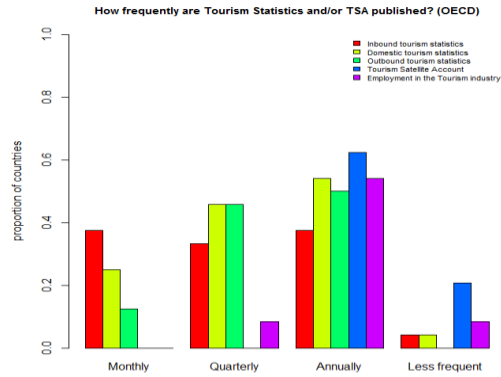
## Global assessment - results



About 40% of non-OECD countries collect and compile the number of jobs by tourism industry, and about a fifth the number of hours worked

14

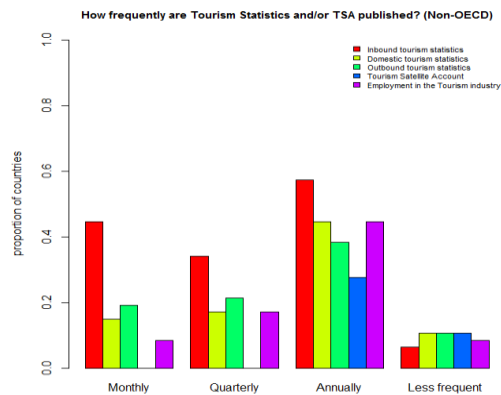
## Global assessment - results



About 60% of OECD countries publish the Tourism Satellite Account annually

15

## Global assessment - results

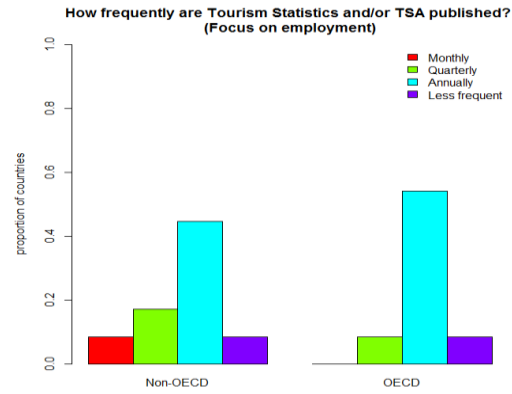


Only about 25% of non-OECD countries publish the TSA annually, but most do publish the inbound tourism statistics annually, and 40% even monthly.

16



## Global assessment - results



About 45% of non-OECD and 54% of OECD countries publish employment data annually; a smaller proportion of countries publish them at other frequencies