



**Mr. Peter Laimer**  
Directorate Spatial Statistics

UNWTO/DG GROW  
TSA-Workshop  
Agenda Item 2






































Brussels, 29/30 November 2017

# TSA-Questionnaire

Main Results (as of 1/12/2017)

# Question 1: Attending the TSA-Workshop



RESPONDING COUNTRIES		YES	NO	I DON'T KNOW YET	QUESTIONNAIRE NOT RECEIVED
 ALB	Albania			I	
 ARM	Armenia	Y			
 AUT	Austria	Y			
 BLR	Belarus	Y			
 BELe	Belgium East		N		
 BELw	Belgium Wallonia	Y			
 BGR	Bulgaria	Y			
 BIH	Bosnia Herzegovina	Y			
 HRV	Croatia	Y			
 CZE	Czech Republic	Y			
 DNK	Denmark	Y			
 EST	Estonia	Y			
 FIN	Finland	Y			
 FRA	France	Y			
 DEU	Germany			I	
 GRC	Greece	Y			
 HUN	Hungary	Y			
 ISL	Iceland	Y			
 IRL	Ireland	Y			
 ITA	Italy			I	
 LVA	Latvia	Y			
 LTU	Lithuania	Y			
 LUX	Luxembourg	Y			
 MLT	Malta	Y			
 MNE	Montenegro	Y			
 MOL	Moldova	Y			
 NLD	Netherlands	Y			
 NOR	Norway			I	
 PRT	Portugal	Y			
 ROU	Romania			I	
 SVK	Slovakia	Y			
 SVN	Slovenia	I			
 ESP	Spain	Y			
 SWE	Sweden	Y			
 TUR	Turkey			I	
 UKR	Ukraine	Y			
 GBR	United Kingdom	Y			
<b>TOTAL (abs)</b>	<b>37</b>	<b>30</b>	<b>1</b>	<b>6</b>	<b>0</b>
<b>TOTAL (in %)</b>	<b>100,0</b>	<b>81,1</b>	<b>2,7</b>	<b>16,2</b>	<b>0,0</b>

The majority of the countries (81%) indicated the willingness to attend the Workshop.

# Question 2: Contribution to the TSA-Workshop



RESPONDING COUNTRIES		YES	NO	I DON'T KNOW YET/ NO ANSWER
	ALB		N	
	ARM	Y		
	AUT	Y		
	BLR	Y		
	BELe		N	
	BELw		N	
	BGR		N	
	BIH		N	
	HRV	Y		
	CZE	Y		
	DNK	Y		
	EST	Y		
	FIN	Y		
	FRA		N	
	DEU		N	
	GRC		N	
	HUN	Y		
	ISL	Y		
	IRL		N	
	ITA			I
	LVA			I
	LTU		N	
	LUX		N	
	MLT	Y		
	MNE		N	
	MOL		N	
	NLD	Y		
	NOR		N	
	PRT	Y		
	ROU		N	
	SVK		N	
	SVN		N	
	ESP			I
	SWE	Y		
	TUR		N	
	UKR		N	
	GBR	Y		
<b>TOTAL</b>	<b>37</b>	<b>15</b>	<b>19</b>	<b>3</b>
<b>TOTAL (in %)</b>	<b>100,0</b>	<b>40,5</b>	<b>51,4</b>	<b>8,1</b>

41% of the countries indicated the willingness to contribute during the Workshop.

# Question 3: Issues/Tables to be discussed



RESPONDING COUNTRIES		Table 1	Table 2	Table 3	Table 4	Table 5	Table 6	Table 7	Table 8	Table 9	Table 10
ALB	Albania	2	1	2	1	1	1	2	2	1	2
ARM	Armenia	1	1	1	1	3	4	1	2	3	3
AUT	Austria		1	2	1	1	1	3	1	1	3
BLR	Belarus	1	1	1	1	1	1	1	5	5	1
BELe	Belgium East										
BELw	Belgium Wallonia	1	1	1	2	5	2	1	3	5	5
BGR	Bulgaria	2	2	2	2	1	1	1	4	4	2
BIH	Bosnia Herzegovina										
HRV	Croatia	2	2	3	3	1	1	3	3	3	
CZE	Czech Republic				1	3	3			4	2
DNK	Denmark	1	2	5	5	4	3	3	2	3	4
EST	Estonia	1	1	5	1	1	1	1	2	2	2
FIN	Finland	3	3				4	2	1		
FRA	France	1	1	1	1	1	1	1	1	1	1
DEU	Germany	1			2			3			
GRC	Greece	1	2		1	1	1	2	2		
HUN	Hungary	3	3	3	3	5	5	4	3	1	2
ISL	Iceland										
IRL	Ireland	1	1	1	1	1	1	1	1	1	1
ITA	Italy	1	1	3							
LVA	Latvia		4			3	1				
LTU	Lithuania	3	3	3	5	5	5	4	3	3	3
LUX	Luxembourg	2	4					1	2	1	
MLT	Malta		2			3	1	4			
MNE	Montenegro	1	3	3	1	1	1	2	3	3	2
MOL	Moldova	1	1	1	1	3	3	2	3	3	4
NLD	Netherlands	1									
NOR	Norway										
PRT	Portugal	2	2	3	2	2		2			
ROU	Romania	3	4	4	4	4	4	4	1	1	4
SVK	Slovakia	1	2	3	4	5	4	5	5	4	5
SVN	Slovenia	2	2	2	2	2	2	2	1	1	3
ESP	Spain										
SWE	Sweden	1	2	2	2	3	3	1	4	4	2
TUR	Turkey	3	3		3	1	1	2			
UKR	Ukraine										
GBR	United Kingdom	3				3					4
<b>TOTAL</b>	<b>37</b>	<b>Arithmetic mean</b>									
		<b>1,7</b>	<b>2,0</b>	<b>2,4</b>	<b>2,1</b>	<b>2,5</b>	<b>2,2</b>	<b>2,2</b>	<b>2,5</b>	<b>2,6</b>	<b>2,8</b>

TSA-Tables 3, 5, 8, 9 and 10 seem to be the most interesting ones for further discussion.

# Question 4a: Compiling TSA regularly



RESPONDING COUNTRIES		YES	NO	NO ANSWER	IF NO, WHAT ARE THE REASONS?		
					Resources	No political interest	Method. Problems
ALB	Albania		N		5		5
ARM	Armenia		N		3	1	1
AUT	Austria	Y					
BLR	Belarus	Y					
BELe	Belgium East		N				
BELw	Belgium Wallonia	Y					
BGR	Bulgaria	Y					
BIH	Bosnia Herzegovina		N				
HRV	Croatia		N		5	2	4
CZE	Czech Republic	Y					
DNK	Denmark	Y					
EST	Estonia	Y					
FIN	Finland	Y					
FRA	France	Y					
DEU	Germany	Y					
GRC	Greece		N		5		
HUN	Hungary	Y					
ISL	Iceland	Y					
IRL	Ireland		N				
ITA	Italy	Y					
LVA	Latvia	Y					
LTU	Lithuania	Y					
LUX	Luxembourg		N		5	1	3
MLT	Malta		N		4	1	2
MNE	Montenegro		N		3	1	4
MOL	Moldova		N				
NLD	Netherlands	Y					
NOR	Norway	Y					
PRT	Portugal		N		5		
ROU	Romania	Y					
SVK	Slovakia	Y					
SVN	Slovenia	Y					
ESP	Spain	Y					
SWE	Sweden	Y					
TUR	Turkey		N				
UKR	Ukraine		N		5	1	5
GBR	United Kingdom	Y					
<b>TOTAL</b>	<b>37</b>	<b>23</b>	<b>14</b>	<b>0</b>	<b>Arithmetic mean</b>		
<b>TOTAL (in %)</b>	<b>100</b>	<b>62</b>	<b>38</b>	<b>0</b>	<b>4,4</b>	<b>1,2</b>	<b>3,4</b>

"1" ... no problem  
"5" ... crucial problem

„Resources“ seem to be the main reason for not compiling TSA regularly.

# Question 4b: Considered TSA-Tables



RESPONDING COUNTRIES		Table 1	Table 2	Table 3	Table 4	Table 5	Table 6	Table 7	Table 8	Table 9	Table 10
	ALB										
	ARM										
	AUT	C	C	N	C	C	C	C	N	N	N
	BLR	C	C	C	C	C	C	N	N	N	N
	BELe										
	BELw	C	C	C	C	C	C	N	N	N	N
	BGR	C	C	C	C	P	P	N	N	N	C
	BIH										
	HRV	C	C	N	C	C	C	C	N	N	N
	CZE	C	C	C	C	C	C	C	C	N	P
	DNK	C	C	P	C	C	C	C	N	C	C
	EST	C	C	N	C	C	C	P	P	N	N
	FIN	C	C	N	C	N	C	C	N	N	P
	FRA	C	C	N	C	N	N	N	N	N	N
	DEU	C	C	C	C	C	C	C	C	N	N
	GRC										
	HUN	C	C	C	C	C	C	P	C	N	C
	ISL	C	P	N	C	P	P	N	N	N	P
	IRL										
	ITA	C	C	C	C	C	C	C	N	N	C
	LVA	C	C	N	C	C	P	N	N	N	P
	LTU	C	C	C	C	C	C	P	N	N	C
	LUX	C	C	C	C	C	C	C	N	N	N
	MLT	C	C	C	C	C	C	C	N	N	P
	MNE	P	P	P	C	P	P	P	N	N	C
	MOL										
	NLD	P	P	P	P	P	N	P	N	N	N
	NOR	P	P	N	P	P	P	P	P	N	P
	PRT	C	C	C	C	C	C	C	N	N	N
	ROU	P	C	C	C	C	C	C	N	N	C
	SVK	C	C	C	C	C	C	C	C	N	C
	SVN	C	C	C	C	C	C	C	N	N	P
	ESP	P	P	P	P	P	P	P	P	P	P
	SWE	P	P	P	N	C	P	P	N	N	P
	TUR										
	UKR										
	GBR	C	C	N	C	C	C	C	N	N	P
<b>TOTAL</b>	<b>37</b>	<b>28</b>	<b>28</b>	<b>28</b>	<b>28</b>	<b>28</b>	<b>28</b>	<b>28</b>	<b>28</b>	<b>28</b>	<b>28</b>
<b>"C" ... Complete or almost complete</b>		<b>22</b>	<b>22</b>	<b>14</b>	<b>24</b>	<b>20</b>	<b>19</b>	<b>14</b>	<b>4</b>	<b>1</b>	<b>8</b>
<b>"P" ... Partial</b>		<b>6</b>	<b>6</b>	<b>5</b>	<b>3</b>	<b>6</b>	<b>7</b>	<b>8</b>	<b>3</b>	<b>1</b>	<b>10</b>
<b>"N" ... Not covered</b>		<b>0</b>	<b>0</b>	<b>9</b>	<b>1</b>	<b>2</b>	<b>2</b>	<b>6</b>	<b>21</b>	<b>26</b>	<b>10</b>

In most of the countries TSA-Tables 1-7 seem to be available, the most problems concern TSA-Tables 8-10.

# Question 4c: Reference years



RESPONDING COUNTRIES	1995	1996	1997	1998	1999	2000	2001	2002	2003	2004	2005	2006	2007	2008	2009	2010	2011	2012	2013	2014	2015	2016	2017	2018	2019	2020
ALB																										
ARM																										
AUT						x	x	x	x	x	x	x	x	x	x	x	x	x	x	x	x					
BLR																										
BELe																										
BEWl																			x							
BGR															x	x	x	x	x	x						
BIH																										
HRV														x				x								
CZE									x	x	x	x	x	x	x	x	x	x	x	x	x					
DNK						x	x	x	x	x		x			x	x	x	x	x	x	x	x	x	x	x	x
EST						x	x	x	x	x	x	x	x	x	x	x	x	x								
FIN																		x					x			
FRA																	x	x	x	x	x	x	x	x	x	x
DEU														x												
GRC																	x					x				
HUN										x	x	x	x	x	x	x	x	x	x							
ISL																x	x	x	x	x	x	x	x			
IRL																										
ITA																										
LVA										x	x	x	x	x	x	x	x	x	x	x						
LTU																	x	x	x	x	x	x				
LUX																										
MLT																										
MNE																										
MOL																										
NLD																		x	x	x	x	x	x	x	x	x
NOR			x	x	x	x	x	x	x	x	x	x	x	x	x	x	x	x	x	x	x	x	x	x	x	x
PRT						x	x	x	x	x	x	x	x	x	x	x	x	x	x	x	x	x				
ROU																		x	x	x	x					
SVK																										
SVN							x		x																	
ESP		x	x	x	x	x	x	x	x	x	x	x	x	x	x	x	x	x	x	x	x					
SWE						x	x	x	x	x	x	x	x	x	x	x	x	x	x	x	x	x				
TUR																										
UKR																										
GBR																										
<b>TOTAL</b>	<b>37</b>	<b>1</b>	<b>2</b>	<b>2</b>	<b>2</b>	<b>8</b>	<b>7</b>	<b>7</b>	<b>9</b>	<b>10</b>	<b>10</b>	<b>12</b>	<b>12</b>	<b>12</b>	<b>16</b>	<b>19</b>	<b>18</b>	<b>20</b>	<b>16</b>	<b>18</b>	<b>13</b>	<b>9</b>	<b>4</b>	<b>4</b>	<b>3</b>	<b>4</b>
<b>TOTAL (in %)</b>	<b>.</b>	<b>2,7</b>	<b>5,4</b>	<b>5,4</b>	<b>5,4</b>	<b>21,6</b>	<b>18,9</b>	<b>18,9</b>	<b>24,3</b>	<b>27,0</b>	<b>27,0</b>	<b>32,4</b>	<b>32,4</b>	<b>32,4</b>	<b>43,2</b>	<b>51,4</b>	<b>48,6</b>	<b>54,1</b>	<b>43,2</b>	<b>48,6</b>	<b>35,1</b>	<b>24,3</b>	<b>10,8</b>	<b>10,8</b>	<b>8,1</b>	<b>10,8</b>

More than half of the countries have TSA for the reference year 2012; reference years 2009-2014 seem to be the most available ones.

# Question 4d: Responsibility for compiling TSA



RESPONDING COUNTRIES		NSI	NTA	Other	No answer
	ALB	Albania			?
	ARM	Armenia			?
	AUT	Austria	X		
	BLR	Belarus	X	X	
	BELe	Belgium East			?
	BELw	Belgium Wallonia		X	
	BGR	Bulgaria	X		
	BIH	Bosnia Herzegovina	X		
	HRV	Croatia			X
	CZE	Czech Republic	X	X	
	DNK	Denmark		X	X
	EST	Estonia	X		
	FIN	Finland	X		
	FRA	France		X	
	DEU	Germany		X	X
	GRC	Greece			?
	HUN	Hungary	X		
	ISL	Iceland			?
	IRL	Ireland			?
	ITA	Italy	X		
	LVA	Latvia	X		
	LTU	Lithuania	X		
	LUX	Luxembourg			?
	MLT	Malta	X		
	MNE	Montenegro	X		
	MOL	Moldova			?
	NLD	Netherlands	X		
	NOR	Norway	X		
	PRT	Portugal	X		
	ROU	Romania	X		
	SVK	Slovakia	X		
	SVN	Slovenia	X		
	ESP	Spain	X		
	SWE	Sweden			X
	TUR	Turkey			?
	UKR	Ukraine			?
	GBR	United Kingdom	X		
<b>TOTAL</b>	<b>37</b>	<b>21</b>	<b>6</b>	<b>4</b>	<b>10</b>
<b>TOTAL (in %)</b>	<b>100,0</b>	<b>56,8</b>	<b>16,2</b>	<b>10,8</b>	<b>27,0</b>

In 57% of the countries the NSIs are responsible for compiling TSA, followed by NTA (16%).





- **Interest related to TSA-Workshop** is high, more than **three fourth** of the responding countries wanted to attend;
- **Nearly half** of the responding countries envisaged **active participation**;
- TSA-Tables **10, 9, 5, 8** and **3** seem to be of **high priority**;
- **Resources** for compiling TSA seem to be relevant, **lack of political interest** as a reason for not compiling TSA on a regular basis is **not an issue**;
- The most responding countries have TSA-Tables **1, 2, 4, 5** and **6** “**complete or almost complete**”, TSA-Tables **8** and **9** are mostly “**not covered**”; TSA-Table 10 about one third not covered;
- The **reference years 2009-2014** are covered by **about half** of the responding countries, the **year 2000** seems to be the **TSA-starting phase** for many countries; the **future TSA compilation 2017** and onwards seems to be uncertain;
- In more than half of the responding countries **TSAs** are compiled by **NSIs**.



## ➤ Issues for more detailed discussion:

- ✓ Data sources (e.g. inbound same-day visitors, domestic part of outbound trips, country specific tourism characteristic goods and services)
- ✓ TSA-data dissemination, timelines of TSA estimates (now casting), TSA used for decision making
- ✓ Treatment of package tours (i.e. unbundling)
- ✓ Alternative data sources (e.g. credit/debit card data)
- ✓ International comparability of TSA (e.g. related to tourism expenditure)
- ✓ Other components of tourism consumption (TSA-Table 4)

*Please address queries to:  
Mr. Peter Laimer*

*Contact information:  
Guglgasse 13, 1110 Vienna  
phone: +43 (1) 71128-7849  
fax: +43 (1) 4934300  
[peter.laimer@statistik.gv.at](mailto:peter.laimer@statistik.gv.at)*

*TSA-website:*

[http://www.statistik.at/web\\_en/statistics/tourism/tourism\\_satellite\\_accounts/index.html](http://www.statistik.at/web_en/statistics/tourism/tourism_satellite_accounts/index.html)

# TSA-Questionnaire

## Main Results (as of 1/12/2017)