







Gulf Cooperation Council (GCC) Outbound Travel Market

Key demographics and Economic indicators

	Saudi Arabia 	UAE 	Kuwait 	Oman 	Qatar 	Bahrain 
Population (million)	32	10	4	4	2	1
GDP (US\$ billion)	640	371	110	63	157	32
GDP per capita (US\$)	20,150	37,678	26,005	15,964	60,787	24,183

GCC Tourism Expenditure per Capita (US\$)

The average GCC traveller spends **6.5 times** more than the world average traveller

Qatar	3,472
Kuwait	2,920
UAE	1,738
Bahrain	1,434
Oman	533
Saudi Arabia	525

GCC Tourist Profile

50%


of GCC travellers book through travel agents, however direct online bookings have been increasing

- Young
- Family oriented
- Multi-destination traveller
- High spender on quality accommodation, food and entertainment
- Travels mainly from July - September
- 7 days average stay
- Prefers city and beach holidays

Travel to Europe

Most popular destinations - intention to visit

- 30-39%
- 20-29%
- 10-19%
- 4-9%
- 1-3%
- <1%



Competitive Factors



- Diversity in attractions and landscapes
- Developed tourism infrastructure
- (Luxury) Shopping tourism
- Weather
- Easy multi-destination travel, thanks to Schengen area and common currency



- Personal safety and security at the destination
- High costs
- Language barriers
- Lack of halal food
- Lack of cultural sensitivity