



General Assembly

Twenty-first session
Medellín, Colombia, 12-17 September 2015
Provisional agenda item 8(II)(b)

A/21/8(II)(b)
Madrid, 30 July 2015
Original: English

Report of the Secretary-General

Part II. Administrative and statutory matters

(b) Financial situation of the Organization

Table of contents

I. Financial situation of the Regular Budget as at 30 June 2015	2
A. Revised appropriations and budgetary cash balance	2
B. Plan of income and expenditure	3
II. Voluntary contributions as at 30 June 2015.....	4
III. Staff costs.....	4
A. Salary scale for staff in the General Service category	4
B. Impact of USD/EUR exchange rate on staff costs	5
IV. Actions to be taken by the General Assembly.....	5
Annex I. Appropriations authorized for 2015 by major programmes (parts) and programmes (sections)	6
Annex II. Assessed contributions as at 30 June 2015.....	7
A. Statement of contributions due to the General Fund as at 30 June 2015	7
B. List of Members that have paid their arrears for the period ended 30 June 2015.....	14
Annex III. Voluntary contributions received for the period ended 30 June 2015.....	15



I. Financial situation of the Regular Budget as at 30 June 2015

Table 1 - Comparison of budget, plan of income and expenditure and budgetary cash balance - Regular Budget at 30 June 2015

Euros

	Approved income / Original budget ¹	Plan of income and expenditure	Budgetary cash balance (cash-in less expenditure)
Budgetary difference	0.00	0.00	-1,583,861.32
<i>Budgetary income</i>	<i>13,492,000.00</i>	<i>13,170,000.00</i>	<i>11,021,683.46</i>
Contributions from Full and Associate Members	12,406,000.00	10,793,000.00	9,333,786.19
Other income sources	1,086,000.00	877,000.00	833,665.17
Allocation from Accumulated Surplus	293,000.00	293,000.00	293,000.00
Allocation from Publication store Accumulated Surplus	250,000.00	250,000.00	250,000.00
Affiliate Members	543,000.00	334,000.00	290,665.17
Arrear contributions	0.00	1,500,000.00	854,232.10
<i>Budgetary expenditure</i>	<i>13,492,000.00</i>	<i>13,170,000.00</i>	<i>12,605,544.78</i>

Remarks:

1 In accordance to Programmes structure and appropriations approved originally by A/RES/619(XX), its structure modification approved by CE/DEC/10(C) and the Secretary-General proposal of structure modification as presented in this document.

A. Revised appropriations and budgetary cash balance

1. In accordance with UNWTO Financial Regulation (FR) 14.7, the Secretary-General issues an interim financial statement to the Executive Council twice each year.

2. This section analyses the revised appropriations proposed by the Secretary-General and the status of the expected budgetary cash balance of the Regular Budget based on actual expenditures to date and commitments to 31 December 2015.

1. Revised appropriations

3. The Regular Budget is financed from assessed contributions from Members¹ and budgetary allocations. The Regular Budget of the Organization covering the two-year budget period 2014-2015 (A/20/5(I)(c)) was approved by the General Assembly (A/RES/619(XX)) at EUR 26,616,000 broken down by the 2014 and 2015 annual budgets which amounted to EUR 13,124,000 and EUR 13,492,000 respectively. The Executive Council approved (CE/DEC/10(C)) an adjusted structure of the major programmes (parts) and programmes (sections) for 2015.

4. The Secretary-General proposes a 2015 revised appropriations in order to reflect the updated structure for 2015 (see Annex I on Appropriations authorized for the 2015 by major programmes (parts) and programmes (sections)). For this update, the Secretary-General has taken into account that 10% of staff positions cannot be covered due to budgetary reasons and has decided to review the appropriations for staff costs for each programme without altering the total appropriations approved.

2. Budgetary cash balance

5. The total budgetary income received (cash-in) amounts to EUR 11,021,683, including the

¹ FR 6

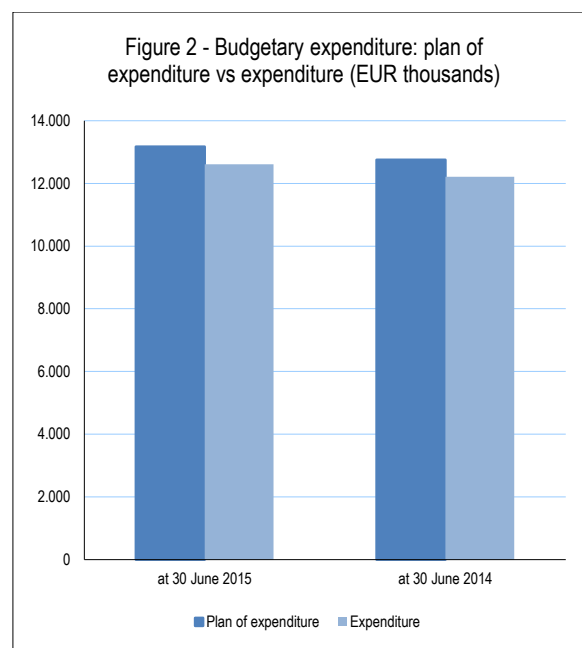
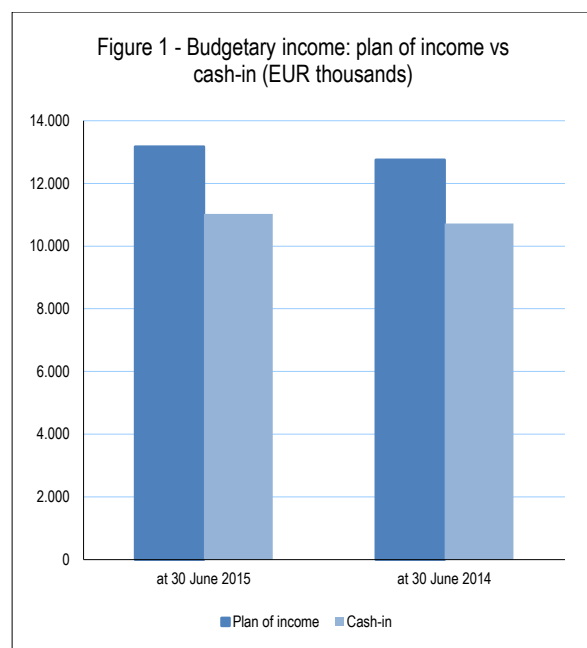
Members' arrears received during the period ended 30 June 2015 (EUR 854,232). The income received to date represents 82% of the approved budgetary income.

6. At 30 June 2015, the budgetary cash balance (total budgetary income received (cash-in) less actual and projected budgetary expenditure) results in a cash deficit of EUR 1,583,861. The budgetary expenditure includes accrued expenses and reconciling items up to 30 June 2015 (EUR 6,223,959) and budgetary commitments up to 31 December 2015 (EUR 6,381,585). As at 30 June, on the basis of actual budgetary expenditures only, there is a treasury surplus of EUR 4,499,133.

7. The budgetary cash balance is dependent on the timing of the payment of assessed contributions by Members. The Organization's ability to meet its short-term obligations and comply with the programme of work could be impacted if delays are encountered in the collection of Members' contributions.

8. Annex II to this document on Assessed contributions as at 30 of June 2015 contains a statement of contributions owed by Members at 30 June 2015 and the list of Members which have paid arrears for the period ended 30 June 2015.

B. Plan of income and expenditure

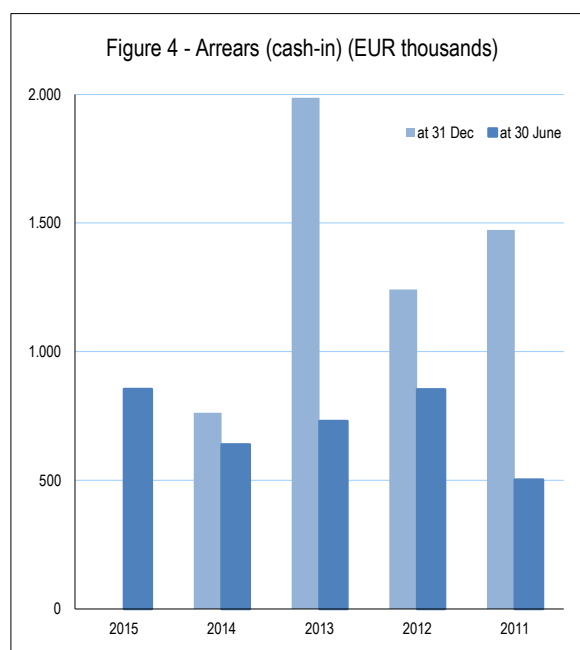
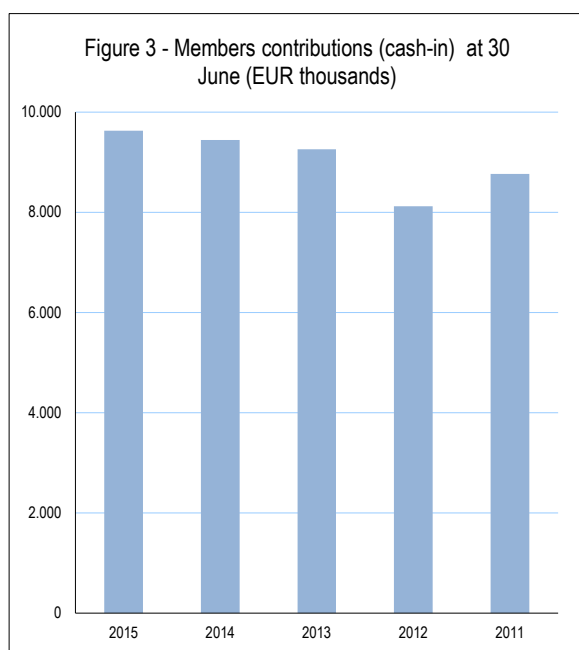


9. This section analyses the plan of income and expenditure as at 30 June 2015.

10. As of 30 June 2015, and in view of the level of contributions received, the overall plan of income and expenditure established by the Secretary-General remains unchanged from the previous income and expenditure plan at 31 March 2015 submitted to the Executive Council in document CE/100/5(a).

11. Budgetary income received (cash-ins) at 30 June 2015 (EUR 11,021,683) represents 84% of the estimate plan of income (EUR 13,170,000) as shown in the plan of income and expenditure (CE/100/5(a)) (same percentage as at 30 June 2014). The level of contribution receipts for the current year from Full, Associate and Affiliate Members amounts to EUR 9,624,451 which represents 74% of the assessed contributions (76% at 30 June 2014) and 86% of the estimated contributions, and is somewhat lower than in the preceding year for the same period (89%). However, arrear contributions received to date (EUR 854,232) are lower than expected but higher than at 30 June 2013 (EUR

639,757). In balance, these minor variations would not warrant modification of income estimates at this time.



12. The estimated expenditure level remains at EUR 13,170,000. The budgetary expenditure and commitments as of 30 June 2015 amounts to EUR 12,605,545 representing 96% of the estimated plan of expenditure (same percentage at 30 June 2014), out of which EUR 6,223,959 have already been expended and EUR 6,381,585 committed until year end (staff costs included). The percentages of implemented expenditure as of the same date in 2012, 2013 and 2014 amounted to 94%, 95% and 96% respectively.

13. In view of expenditures made and commitment forecasts until the end of the year, the estimate plan of expenditure for 2015 remains valid.

II. Voluntary contributions as at 30 June 2015

14. Total voluntary contributions received (cash-in) for the period to 30 June 2015 amount to EUR 2,303,185 (EUR 1,327,946 for the same period in 2014), an increase of 42%.

15. Annex III on voluntary contributions for the period ended 30 June 2015 shows a list of voluntary contributions received (cash-in) by donor and project.

III. Staff costs

A. Salary scale for staff in the General Service category

16. The Council is informed that following the United Nations International Civil Service Commission (ICSC) methodology, the salary scale for staff in the General Service (GS) category will be updated by the United Nations Compensation and Classification Section effective 1 October 2015. The salary scale is updated on the basis of the 90% of the Madrid consumer price index (CPI) movement from the latest increase if such movement is positive. At the date of this report, the percentage amount is not yet known.

17. The salary scale mentioned above will be applied to the General Service staff once reported by the ICSC.

18. By virtue of Article 16 of the "Agreement between the United Nations and the World Tourism Organization" adopted on 23 December 2003, UNWTO agreed to accept the Statute of the International Civil Service Commission and to develop with the United Nations uniform standards of international employment.

B. Impact of USD/EUR exchange rate on staff costs

19. For the period 1 January to 30 June 2015, the exchange rate of the USD with respect to the EUR (USD/EUR exchange rate) as per the United Nations Operational Rates of Exchange (UNORE) has progressively increased from 0.850 in January 2015 to 0.918 in June 2015.

20. As the Organization budget is fixed in EUR and the contribution to the United Nations Joint Staff Pension Fund (UNJSPF) for staff in the Professional Service category is payable in USD, increases in the USD/EUR UNORE exchange rate will result in higher staff expenses compared to the budgeted costs. For example, during 2015, if the USD/EUR UNORE exchange rate had remained at the level of January 2015 (0.850), the Organization staff costs due to the contribution to the UNJSPF would have been some EUR 30,000 lower. Therefore, staff expenses at 31 December 2015 may be slightly higher than originally planned.

IV. Actions to be taken by the General Assembly

21. The General Assembly is invited:

(a) To take note of the level of collection of contributions from Members for the financial year 2015 as of 30 June 2015 amounting to EUR 9,624,451, and also of the collection of contributions in arrears, amounting to EUR 854,232;

(b) To approve the adjustments made by the Secretary-General to the staff appropriations of programmes for 2015;

(c) To urge Members that have not yet complied with their financial obligations to take the necessary steps to pay their contributions for 2015 thereby averting delays that could hamper programme execution; and

(d) To take note that an updated salary scale for staff in the General Service category will be applied by the Secretary-General when the relevant scale is formally notified by the ICSC and that staff expenses at 31 December 2015 may be slightly higher than budgeted costs due to the impact of the USD/EUR UNORE exchange rate.

Annex I. Appropriations authorized for 2015 by major programmes (parts) and programmes (sections)

2015 revised appropriations approved by CE/DEC/10(c)						2015 revised appropriations in accordance to the new structure made by the Secretary-General					
Major programmes / programmes	P	G	Appropriations ¹ (EUR)			Major programmes / programmes	P	G	Appropriations ² (EUR)		
			Staff	Non-staff	Total				Staff	Non-staff	Total
Total	106					Total	106				
	49	57	9,302,000.00	4,190,000.00	13,492,000.00		51	55	9,302,000.00	4,190,000.00	13,492,000.00
A Member Relations	9	13	1,749,000.00	692,000.00	2,441,000.00	A Member Relations	9	13	1,749,000.00	692,000.00	2,441,000.00
A01 Regional Programme, Africa	2	2	341,000.00	152,000.00	493,000.00	A01 Regional Programme, Africa	2	2	341,000.00	152,000.00	493,000.00
A02 Regional Programme, Americas	2	2	341,000.00	152,000.00	493,000.00	A02 Regional Programme, Americas	2	2	341,000.00	152,000.00	493,000.00
A03 Regional Programme, Asia and the Pacific	2	2	341,000.00	152,000.00	493,000.00	A03 Regional Programme, Asia and the Pacific	2	2	341,000.00	152,000.00	493,000.00
A04 Regional Programme, Europe	2	2	341,000.00	88,000.00	429,000.00	A04 Regional Programme, Europe	1	2	224,000.00	88,000.00	312,000.00
A05 Regional Programme, Middle East	1	2	224,000.00	88,000.00	312,000.00	A05 Regional Programme, Middle East	1	2	224,000.00	88,000.00	312,000.00
A06 Affiliate Members (Knowledge Network)	0	3	161,000.00	60,000.00	221,000.00	A06 Affiliate Members (Knowledge Network)	1	3	278,000.00	60,000.00	338,000.00
B Operational	16	15	2,676,000.00	1,241,000.00	3,917,000.00	B Operational	18	14	2,730,000.00	1,241,000.00	3,971,000.00
B01 Sustainable Development of Tourism	3	2	457,000.00	140,000.00	597,000.00	B01 Sustainable Development of Tourism	3	2	457,000.00	140,000.00	597,000.00
B02 Technical Cooperation	3	3	512,000.00	100,000.00	612,000.00	B02 Technical Cooperation	3	2	458,000.00	100,000.00	558,000.00
B03 Statistics and Tourism Satellite Account	2	3	395,000.00	160,000.00	555,000.00	B03 Statistics and Tourism Satellite Account	2	3	395,000.00	160,000.00	555,000.00
B04 Tourism Market Trends	3	2	458,000.00	160,000.00	618,000.00	B04 Tourism Market Trends	3	1	404,000.00	160,000.00	564,000.00
B05 Destination Management and Quality	1	1	171,000.00	55,000.00	226,000.00	B05 Destination Management and Quality	2	2	279,000.00	55,000.00	334,000.00
B06 Ethics and Social Responsibility	1	1	171,000.00	55,000.00	226,000.00	B06 Ethics and Social Responsibility	1	1	171,000.00	55,000.00	226,000.00
B07 Themis	0	0	0.00	155,000.00	155,000.00	B07 Themis	0	0	0.00	155,000.00	155,000.00
B08 Institutional Relations and Resource Mobilization	2	1	288,000.00	271,000.00	559,000.00	B08 Institutional Relations and Resource Mobilization	2	1	288,000.00	192,000.00	480,000.00
B09 Fairs and Special Field Projects	1	2	224,000.00	145,000.00	369,000.00	B09 Fairs and Special Field Projects	1	2	224,000.00	145,000.00	369,000.00
B10 UNWTO Liaison Offices						B10 UNWTO Liaison Offices	1	0	54,000.00	79,000.00	133,000.00
C Support - Direct to Members	16	14	3,135,000.00	636,000.00	3,771,000.00	C Support - Direct to Members	16	14	3,135,000.00	636,000.00	3,771,000.00
C01 Conferences Services	5	2	692,000.00	190,000.00	882,000.00	C01 Conferences Services	5	2	692,000.00	190,000.00	882,000.00
C02 Management	9	8	1,994,000.00	316,000.00	2,310,000.00	C02 Management	9	9	2,048,000.00	316,000.00	2,364,000.00
C03 Communications, Publications and Archives	2	4	449,000.00	130,000.00	579,000.00	C03 Communications, Publications and Archives	2	3	395,000.00	130,000.00	525,000.00
D Support - Indirect to Members	8	15	1,742,000.00	1,621,000.00	3,363,000.00	D Support - Indirect to Members	8	14	1,688,000.00	1,621,000.00	3,309,000.00
D01 Budget and Finance	3	3	512,000.00	136,000.00	648,000.00	D01 Budget and Finance	4	3	629,000.00	1,321,000.00	1,950,000.00
D02 Human Resources	3	2	458,000.00	137,000.00	595,000.00	D02 Human Resources	2	2	341,000.00	0.00	341,000.00
D03 Information and Communication Technology	2	3	395,000.00	426,000.00	821,000.00	D03 Information and Communication Technology	2	3	395,000.00	0.00	395,000.00
D04 General Services	0	7	377,000.00	622,000.00	999,000.00	D04 General Services	0	6	323,000.00	0.00	323,000.00
D05 Provisions	0	0	0.00	300,000.00	300,000.00	D05 Provisions	0	0	0.00	300,000.00	300,000.00

Remarks:

¹ In accordance to Programmes structure and appropriations approved originally by A/RES/619(XX) and its modification approved by CE/DEC/10(C)² In accordance to Programmes structure and appropriations approved originally by A/RES/619(XX), its structure modification approved by CE/DEC/10(C) and the Secretary-General proposal of structure modification as presented in this document.

Annex II. Assessed contributions as at 30 June 2015

A. Statement of contributions due to the General Fund as at 30 June 2015

BUDGETARY CONTRIBUTIONS / CONTRIBUTIONS BUDGÉTAIRES / CONTRIBUCIONES PRESUPUESTARIAS				
FULL MEMBERS MEMBRES EFFECTIFS MIEMBROS EFECTIVOS	ARREAR CONTRIBUTIONS ARRIÉRÉS DE CONTRIBUTIONS CONTRIBUCIONES ATRASADAS		CONTRIBUTIONS DUE CONTRIBUTIONS DUES CONTRIBUCIONES ADEUDADAS	TOTAL
	YEARS/ANNÉES AÑOS	EUR	2015 EUR	EUR
	AFGHANISTAN- AFGANISTAN	81-87,89-08,10,12,14	703,988.77	0.00
ALBANIA- ALBANIE	-	0.00	0.00	0.00
ALGERIA- ALGÉRIE- ARGELIA	-	0.00	0.00	0.00
ANDORRA - ANDORRE	-	0.00	0.00	0.00
ANGOLA	-	0.00	0.00	0.00
ARGENTINA- ARGENTINE	-	0.00	0.00	0.00
ARMENIA- ARMÉNIE	-	0.00	0.00	0.00
AUSTRALIA - AUSTRALIE	-	0.00	0.00	0.00
AUSTRIA- AUTRICHE	-	0.00	0.00	0.00
AZERBAIJAN- AZERBAÏJÁN- AZERBAÏJAN	-	0.00	0.00	0.00
BAHAMAS	-	0.00	0.00	0.00
BANGLADESH (5)	-	0.00	0.00	0.00
BAHRAIN- BAHREIN- BAHREÏN	78-84,02,10	331,715.05	57,460.00	389,175.05
BELARUS- BÉLARUS- BELARÛS	-	0.00	0.00	0.00
BENIN - BÉNIN	12,14	50,893.00	26,779.00	77,672.00
BHUTAN- BHOUTAN- BHUTÁN	-	0.00	0.00	0.00
BOLIVIA- BOLIVIE	81-87, 89-98	425,180.57	29,284.00	454,464.57
BOSNIA AND HERZEGOVINA BOSNIE- HERZÉGOVINE BOSNIA Y HERZEGOVINA	-	0.00	0.00	0.00
BOTSWANA (2)	-	0.00	0.00	0.00
BRAZIL- BRÉSIL- BRASIL	14	6,467.08	222,553.00	229,020.08
BRUNEI DARUSSALAM/ BRUNÉI DARUSSALAM	-	0.00	0.00	0.00
BULGARIA- BULGARIE	-	0.00	0.00	0.00
BURKINA FASO	02-04,11-14	128,665.27	26,779.00	155,444.27
BURUNDI	77-07,11-14	706,365.78	26,779.00	733,144.78
CAMBODIA- CAMBODGE- CAMBOYA	81-92	300,250.53	0.00	300,250.53
CAMEROON CAMEROUN CAMERUN	-	0.00	0.00	0.00
CAPE VERDE - CAP- VERT - CABO VERDE	-	0.00	0.00	0.00
CENTRAL AFRICAN REPUBLIC RÉPUBLIQUE CENTRAFRICAINE REPUBLICA CENTROAFRICANA	06-14	203,838.00	26,779.00	230,617.00

FULL MEMBERS MEMBRES EFFECTIFS MIEMBROS EFECTIVOS	ARREAR CONTRIBUTIONS ARRIÉRÉS DE CONTRIBUTIONS CONTRIBUCIONES ATRASADAS		CONTRIBUTIONS DUE CONTRIBUTIONS DUES CONTRIBUCIONES ADEUDADAS	TOTAL
	YEARS/ANNÉES	EUR	2015	EUR
	AÑOS		EUR	
CHAD- TCHAD	12- 14	76,226.56	26,779.00	103,005.56
CHILE- CHILI	-	0.00	0.00	0.00
CHINA- CHINE	-	0.00	0.00	0.00
COLOMBIA- COLOMBIE (3)	-	0.00	0.00	0.00
CONGO	-	0.00	0.00	0.00
COSTA RICA	-	0.00	0.00	0.00
CÔTE D'IVOIRE	-	0.00	24,971.90	24,971.90
CROATIA- CROATIE- CROACIA	-	0.00	0.00	0.00
CUBA	-	0.00	0.00	0.00
CYPRUS- CHYPRE- CHIPRE	-	0.00	0.00	0.00
CZECH REPUBLIC RÉPUBLIQUE TCHÈQUE REPUBLICA CHECA	-	0.00	0.00	0.00
DEM. PEOPLE'S REP. OF KOREA RÉP. POP. DÉM. DE CORÉE REP. POP. DEM. DE COREA	14	5,717.86	26,779.00	32,496.86
DEM. REPUBLIC OF THE CONGO RÉPUBLIQUE DÉM. DU CONGO REPUBLICA DEM. DEL CONGO	95- 96, 98- 00, 02- 06 08- 14	314,268.26	26,779.00	341,047.26
DJIBOUTI	03- 14	258,751.00	24,101.00	282,852.00
DOMINICAN REP. - RÉP. DOMINICAINE REPUBLICA DOMINICANA	-	0.00	64,268.00	64,268.00
ECUADOR- ÉQUATEUR	14	831.09	0.00	831.09
EGYPT- ÉGYPTÉ- EGIPTO (5)	-	0.00	0.00	0.00
EL SALVADOR	96	8,591.42	0.00	8,591.42
ERITREA, ÉRYTHRÉE	-	0.00	26,779.00	26,779.00
ETHIOPIA- ÉTHIOPIE- ETIOPIA	-	0.00	26,779.00	26,779.00
FUJI- FIDJI	-	0.00	0.00	0.00
FRANCE- FRANCIA	-	0.00	342,766.00	342,766.00
GABON (4)	14	52,099.00	53,558.00	105,657.00
GAMBIA- GAMBIE (5)	95- 05, 08- 10, 13, 14	303,126.15	0.00	303,126.15
GEORGIA- GÉORGIE	-	0.00	0.00	0.00
GERMANY- ALLEMAGNE- ALEMANIA	-	0.00	0.00	0.00
GHANA	13- 14	61,665.00	32,134.00	93,799.00
GREECE- GRÈCE- GRECIA	-	0.00	0.00	0.00
GUATEMALA	-	0.00	0.00	0.00
GUINEA- GUINÉE	96, 98- 00, 07, 14	179,221.75	26,779.00	206,000.75
GUINEA- BISSAU- GUINÉE- BISSAU	92- 96, 99- 14	450,026.55	26,779.00	476,805.55
EQUATORIAL GUINEA GUINÉE ÉQUATORIALE GUINEA ECUATORIAL	13- 14	52,094.00	29,124.00	81,218.00

FULL MEMBERS MEMBRES EFFECTIFS MIEMBROS EFECTIVOS	ARREAR CONTRIBUTIONS ARRIÉRÉS DE CONTRIBUTIONS CONTRIBUCIONES ATRASADAS		CONTRIBUTIONS DUE CONTRIBUTIONS DUES CONTRIBUCIONES ADEUDADAS	TOTAL
	YEARS/ANNÉES AÑOS	EUR	2015 EUR	EUR
HAITI - HAÏTI	-	0.00	0.00	0.00
HONDURAS	-	0.00	137.91	137.91
HUNGARY-HONGRIE- HUNGRIA	-	0.00	0.00	0.00
INDIA- INDE	-	0.00	0.00	0.00
INDONESIA- INDONÉSIE (2)	-	0.00	0.00	0.00
IRAN, ISLAMIC REP. OF (1) IRAN, RÉPUBLIQUE ISLAMIQUE D' IRAN, REPUBLICA ISLAMICA DE	13	95,376.00	70,279.00	165,655.00
IRAQ	85- 87, 91-06, 12, 14	1,919,297.34	35,139.00	1,954,436.34
ISRAEL- ISRAËL	-	0.00	140,560.00	140,560.00
ITALY- ITALIE- ITALIA	-	0.00	0.00	0.00
JAMAICA- JAMAÏQUE	-	0.00	0.00	0.00
JAPAN- JAPON (2)	-	0.00	342,766.00	342,766.00
JORDAN- JORDANIE- JORDANIA	-	0.00	0.00	0.00
KAZAKHSTAN- KAZAJSTÁN	-	0.00	0.00	0.00
KENYA	-	0.00	0.00	0.00
KYRGYZSTAN- KIRGHIZISTAN KIRGUISTAN	95- 10, 12- 14	445,852.89	26,779.00	472,631.89
KUWAIT- KOWÉÏT	98	34,309.21	0.00	34,309.21
LAO PEOPLE'S DEM.REP. RÉPUBLIQUE POP. DÉM. LAO REP. DEM. POP. LAO	89- 95, 04	163,431.47	0.00	163,431.47
LEBANON- LIBAN- LIBANO	14	90,722.00	97,527.00	188,249.00
LESOTHO (2)	14	15,907.97	0.00	15,907.97
LIBERIA- LIBÉRIA	12- 14	76,233.00	26,779.00	103,012.00
LIBYA - LIBYE - LIBIA	-	34,518.00	64,268.00	98,786.00
LITHUANIA- LITUANIE- LITUANIA	-	0.00	0.00	0.00
MACEDONIA, FORMER YUGOSLAVE REP. MACÉDOINE, EX- RÉP. YUGOSLAVE DE MACEDONIA, EX REP. YUGOSLAVA DE	13- 14	63,095.00	35,139.00	98,234.00
MADAGASCAR	12- 14	69,414.55	26,779.00	96,193.55
MALAYSIA- MALAISIE- MALASIA	-	0.00	0.00	0.00
MALAWI (4)	11- 14	99,007.99	26,779.00	125,786.99
MALDIVES- MALDIVAS	-	0.00	0.00	0.00
MALI	13- 14	51,390.00	139.28	51,529.28
MALTA- MALTE	-	0.00	0.00	0.00
MAURITANIA- MAURITANIE	77- 05, 13, 14	685,313.10	26,779.00	712,092.10
MAURITIUS- MAURICE- MAURICIO(5)	-	0.00	0.00	0.00
MEXICO- MEXIQUE	-	0.00	0.00	0.00

FULL MEMBERS MEMBRES EFFECTIFS MIEMBROS EFECTIVOS	ARREAR CONTRIBUTIONS ARRIÉRÉS DE CONTRIBUTIONS CONTRIBUCIONES ATRASADAS		CONTRIBUTIONS DUE CONTRIBUTIONS DUES CONTRIBUCIONES ADEUDADAS	TOTAL
	YEARS/ANNÉES AÑOS	EUR	2015 EUR	EUR
MONACO- MÓNACO	-	0.00	0.00	0.00
MONGOLIA- MONGOLIE	13	25,340.00	29,284.00	54,624.00
MONTENEGRO / MONTÉNÉGRO	-	0.00	32,134.00	32,134.00
MOROCCO- MAROC- MARRUECOS	-	0.00	81,019.11	81,019.11
MOZAMBIQUE	-	0.00	0.00	0.00
MYANMAR	-	0.00	0.00	0.00
NAMIBIA- NAMIBIE	08	44,358.00	0.00	44,358.00
NEPAL - NÉPAL	13- 14	25,512.01	26,779.00	52,291.01
NETHERLANDS - PAYS-BAS - PAISES BAJOS	-	0.00	0.00	0.00
NICARAGUA	98- 02, 08	102,618.04	0.00	102,618.04
NIGER	83- 87, 90- 07, 10- 11, 14	599,795.81	26,779.00	626,574.81
NIGERIA - NIGÉRIA	-	0.00	2,524.74	2,524.74
NORWAY - NORVÈGE - NORUEGA	-	0.00	0.00	0.00
OMAN - OMÁN	-	0.00	0.00	0.00
PAKISTAN (5)	10, 12- 14	69,825.75	3,062.36	72,888.11
PANAMA	-	0.00	0.00	0.00
PAPUA NEW GUINEA PAPOUASIE- NOUVELLE- GUINÉE PAPUA NUEVA GUINEA	08- 14	169,838.00	26,779.00	196,617.00
PARAGUAY	-	0.00	0.00	0.00
PÉRU- PEROU	-	0.00	1,667.77	1,667.77
PHILIPPINES- FILIPINAS	-	0.00	2,093.73	2,093.73
POLAND- POLOGNE- POLONIA	-	0.00	0.00	0.00
PORTUGAL	-	0.00	0.00	0.00
QUATAR - QATAR	-	0.00	0.00	0.00
REPUBLIC OF KOREA RÉPUBLIQUE DE CORÉE REPUBLICA DE COREA	-	0.00	0.00	0.00
REPUBLIC OF MOLDOVA RÉPUBLIQUE DE MOLDOVA REPUBLICA DE MOLDOVA	-	0.00	26,779.00	26,779.00
ROMANIA- ROUMANIE- RUMANIA	-	0.00	0.00	0.00
RUSSIAN FEDERATION FEDERATION DE RUSSIE FEDERACION DE RUSIA	-	0.00	17,800.00	17,800.00
RWANDA	12	2,523.04	26,779.00	29,302.04
SAN MARINO - SAINT- MARIN	-	0.00	0.00	0.00
SAO TOME- AND- PRINCIPE SAO TOMÉ- ET- PRINCIPE SANTO TOME Y PRINCIPE	86- 14	597,813.65	0.00	597,813.65
SAUDI ARABIA- ARABIE SAOUDITE ARABIA SAUDITA	03	101,628.00	0.00	101,628.00
SÉNÉGAL- SENEGAL	-	0.00	29,284.00	29,284.00

FULL MEMBERS MEMBRES EFFECTIFS MIEMBROS EFECTIVOS	ARREAR CONTRIBUTIONS ARRIÉRÉS DE CONTRIBUTIONS CONTRIBUCIONES ATRASADAS		CONTRIBUTIONS DUE CONTRIBUTIONS DUES CONTRIBUCIONES ADEUDADAS	TOTAL
	YEARS/ANNÉES AÑOS	EUR	2015 EUR	EUR
	SERBIA / SERBIE	-	0.00	0.00
SEYCHELLES	-	0.00	0.00	0.00
SIERRA LEONE - SIERRA LEONA	80-00,03-14	744,590.12	26,779.00	771,369.12
SLOVAKIA - SLOVAQUIE - ESLOVAQUIA	-	0.00	0.00	0.00
SLOVENIA- SLOVÉNIE- ESLOVENIA	-	0.00	0.00	0.00
SOUTH AFRICA - AFRIQUE DU SUD- SUDAFRICA (2)	-	0.00	0.00	0.00
SPAIN- ESPAGNE- ESPAÑA	-	0.00	0.00	0.00
SRI LANKA	-	0.00	0.00	0.00
SUDAN- SOUDAN	84-86,89-03,06-08,13,14	498,087.92	29,284.00	527,371.92
SWAZILAND - SWAZILANDIA	-	0.00	29,284.00	29,284.00
SWITZERLAND- SUISSE- SUIZA	-	0.00	0.00	0.00
SYRIAN ARAB REPUBLIC RÉPUBLIQUE ARABE SYRIENNE REPUBLICA ARABE SIRIA	12-14	182,956.00	64,268.00	247,224.00
TAJKISTAN / TAYKISTÁN / TADJKISTAN	13	450.00	0.00	450.00
THAILAND- THAÏLANDE- TAILANDIA	-	0.00	0.00	0.00
TIMOR- LESTE	-	0.00	659.76	659.76
TOGO	03-06,14	98,339.23	26,779.00	125,118.23
TUNISIA- TUNISIE- TUNEZ	13-14	5,733.48	0.00	5,733.48
TURKEY- TURQUIE- TURQUIA (1)	-	0.00	0.00	0.00
TURKMENISTAN - TUKMÉNISTAN	95-98,00-12	504,066.40	35,139.00	539,205.40
UCRANIA - UKRAINE	14	70,854.00	72,838.00	143,692.00
UGANDA- OUGANDA (5)	96-00,02-04,10-12	215,009.89	29,284.00	244,293.89
UNITED ARAB EMIRATES EMIRATS ARABES UNIS EMIRATOS ARABES UNIDOS	81-87	518,247.76	0.00	518,247.76
UNITED REP. OF TANZANIA (5) RÉPUBLIQUE- UNIE DE TANZANIE REPUBLICA UNIDA DE TANZANIA	13-14	58,536.31	32,134.00	90,670.31
URUGUAY	02-03,11	130,577.22	58,567.00	189,144.22
UZBEKISTAN- OUBZÉKISTAN	-	0.00	0.00	0.00
VANUATU	10-14	100,732.00	21,422.00	122,154.00
VENEZUELA	13	28,058.84	79,650.00	107,708.84
VIET NAM	-	0.00	0.00	0.00
YEMEN - YÉMEN	79-89,95,14	260,844.45	29,284.00	290,128.45
ZAMBIA- ZAMBIE	14	26,040.90	0.00	26,040.90
ZIMBABWE	14	26,050.00	26,779.00	52,829.00
Total Full Members Total Membres Effectifs Total Miembros Efectivos		13,672,278.03	2,989,554.56	16,661,832.59

ASSOCIATE MEMBERS MEMBRES ASSOCIÉS MIEMBROS ASOCIADOS	ARREAR CONTRIBUTIONS ARRIÉRÉS DE CONTRIBUTIONS CONTRIBUCIONES ATRASADAS		CONTRIBUTIONS DUE CONTRIBUTIONS DUES CONTRIBUCIONES ADEUDADAS	TOTAL
	YEARS / ANNÉES		2015	
	AÑOS	EUR	EUR	EUR
ARUBA	11-14	90,969.00	24,101.00	115,070.00
MACAO	-	0.00	0.00	0.00
MADERA, MADERE	-	0.00	0.00	0.00
FLANDERS - FLANDRE - FLANDES	-	0.00	0.00	0.00
HONG KONG, CHINA	-	0.00	0.00	0.00
PUERTO RICO, PORTO RICO	-	0.00	0.00	0.00
Total Associate Members Total Membres associés Total Miembros Asociados		90,969.00	24,101.00	115,070.00

AFFILIATE MEMBERS MEMBRES AFFILIÉS MIEMBROS AFILIADOS	ARREAR CONTRIBUTIONS ARRIÉRÉS DE CONTRIBUTIONS CONTRIBUCIONES ATRASADAS		CONTRIBUTIONS DUE CONTRIBUTIONS DUES CONTRIBUCIONES ADEUDADAS	TOTAL
	YEARS / ANNÉES		2015	
	AÑOS	EUR	EUR	EUR
Total Affiliate Members Total Membres affiliés Total Miembros Afiliados	01-14	389,858.37	284,951.21	674,809.58

FORMER MEMBERS ANCIENS MEMBRES EX-MIEMBROS	ARREAR CONTRIBUTIONS ARRIÉRÉS DE CONTRIBUTIONS CONTRIBUCIONES ATRASADAS		CONTRIBUTIONS DUE CONTRIBUTIONS DUES CONTRIBUCIONES ADEUDADAS	TOTAL
	YEARS / ANNÉES		2015	
	AÑOS	EUR	EUR	EUR
Total Former Full Members Total Anciens Membres effectifs Total Ex-Miembros Efectivos	79-99	1,095,836.54	0.00	1,095,836.54
Total Form Associate Members Total Anciens Membres associés Total Ex-Miembros Asociados	86	1,947.90	0.00	1,947.90
Total Form Affiliate Members Total Anciens Membres affiliés Total Ex-Miembros Afiliados	09-14	80,815.78	1,283.26	82,099.04

BUDGETARY CONTRIBUTIONS DUE CONTRIBUTIONS BUDGÉTAIRES DUES CONTRIBUCIONES PRESUP. ADEUDADAS		15,331,705.62	3,299,890.03	18,631,595.65
---	--	---------------	--------------	---------------

EXTRA-BUDGETARY CONTRIBUTIONS CONTRIBUTIONS EXTRA-BUDGÉTAIRES CONTRIBUCIONES EXTRA-PRESUPUESTARIAS					
	ARREAR CONTRIBUTIONS ARRIÉRÉS DE CONTRIBUTIONS CONTRIBUCIONES ATRASADAS		CONTRIBUTIONS DUE CONTRIBUTIONS DUES CONTRIBUCIONES ADEUDADAS		TOTAL
	YEARS / ANNÉES AÑOS	EUR	2015 EUR	EUR	
	Total Full Members Total Membres effectifs Total Miembros Efectivos	-	0.00	0.00	0.00
Total Associate Members Total Membres associés Total Miembros Asociados	-	0.00	0.00	0.00	
Total Affiliate Members Total Membres affiliés Total Miembros Afiliados	01-14	285,194.35	207,792.44	492,986.79	
Total Form. Affiliate Members Total anciens Membres affiliés Total Ex-Miembros Afiliados	09-14	58,584.22	916.74	59,500.96	
EXTRA- BUDGETARY CONTRIBUTIONS DUE CONTRIB. EXTRA- BUDGÉTAIRES DUES CONTRIB. EXTRA- PRESUP. ADEUDADAS		343,778.57	208,709.18	552,487.75	
TOTAL CONTRIBUTIONS DUE TOTAL CONTRIBUTIONS DUES TOTAL CONTRIBUCIONES ADEUDADAS		15,675,484.19	3,508,599.21	19,184,083.40	

B. List of Members that have paid their arrears for the period ended 30 June 2015

Members	Contribution year	Amount received EUR
Total All Members		854,232.10
Total Full Members		799,003.37
Bhutan	13	4,107.05
Burundi	77,14	18,478.89
Cambodia	80-81	15,012.57
Cameroon	09-10,13-14	53,157.88
Cape Verde	11-14	77,118.85
Colombia	14	178.10
El Salvador	96	14,511.04
Gambia	94-95	16,588.00
Honduras	14	799.24
Iran, Islamic Republic of	12-13	90,438.00
Côte d'Ivoire	05-07,11,13-14	131,904.00
Kenya	14	1,534.09
Republic of Korea	14	14,227.63
Lao People's Democratic Republic	89	11,589.47
Madagascar	11-12	6,885.75
Morocco	14	88,759.33
Nicaragua	98-00	17,103.00
Nigeria	13	1,581.88
Peru	14	2,530.51
Timor-Leste	14	133.49
Sao Tome and Principe	86	1,500.00
Senegal	12-14	77,424.00
Turkmenistan	14	32,688.00
Uganda	96,14	16,437.39
The former Yugoslav Republic of Macedonia	12	29,811.00
Venezuela	14	74,093.00
Zambia	13-14	411.21
Total Affiliate Members		55,228.73

Annex III. Voluntary contributions received for the period ended 30 June 2015

Donor	Project	Total amount received		
		Currency	Amount	EUR
Total				2,303,184.69
Designated Areas For Sustainable Tourism Administration	UNWTO Awards for Excellence and Innovation in Tourism	THB	650,000.00	17,417.29
ECPAT International	Submission to the Global Study on Sexual Exploitation of Children in Travel and Tourism	USD	2,000.00	1,808.00
European Commission / Executive Agency for Competitiveness & Innovation (EC / EACI)	Nearly-Zero Emissions Hotels (NEZEH)	EUR		60,348.48
Fundación Europamundo	Kartong Ecotourism Project - Gambia	EUR		10,500.00
Gestión Aeronáutica Integral Canaria Binter	Foro de Inversiones y Negocios Turísticos para Africa - Investour	EUR		5,000.00
l'Office National du Tourisme du Burundi	Identification et Délimitation des Sites Touristiques	USD	40,000.00	35,280.00
Ministry of Culture and Tourism of Ethiopia	Implementation of a Hotel Classification and Grading System	USD	295,448.40	270,138.32
Ministry of Tourism of Oman	Development of Tourism Statistics	USD	118,800.00	97,416.00
Ministry of Tourism of Oman	Application of Sustainable Tourism Indicator towards the Establishment of a Sustainable Tourism Observatory	EUR		14,250.00
Government of the Republic of Korea	Asia Activity Fund / Promotion in the Least Developed Countries in Asia	EUR		82,204.40
Government of Spain	Spanish Trust Funds - Affiliate Members	EUR		92,000.00
Global Tourism Economy Research Centre	Joint Research on Asia Tourism Trends	USD	100,000.00	92,300.00
Japanese Tourism Agency	UNWTO Regional Support Office for Asia and the Pacific	JPY	29,682,000.00	221,954.42
Korea Tourism Organization	Tourism and Culture Partnership	EUR		55,000.00
Korea Tourism Organization	Report on Tourism and Culture Synergies	EUR		32,500.00
Madrid Destino Cultura Turismo y Negocio S.A.	UNWTO Awards for Excellence and Innovation in Tourism	EUR		6,000.00
Mapfre Asistencia	UNWTO Awards for Excellence and Innovation in Tourism	EUR		7,500.00
NH Hoteles	UNWTO Awards for Excellence and Innovation in Tourism	EUR		5,000.00
Qatar Tourism Authority	Implementation of the New Tourism Strategy and Action Plan in Qatar	USD	277,887.50	255,100.72
Saudi Commission for Tourism and Antiquities	Implementation of Three UNWTO Executive Training Courses	USD	82,170.00	77,486.31
ST-EP Foundation, Republic of Korea	ST-EP Projects	USD	206,410.00	183,911.31
UNDP	PCA Projects	USD	378,000.00	347,004.00
UNDP Congo	Élaboration du Plan Directeur de Développement Durable du Tourisme pour la République du Congo	USD	281,488.75	239,265.44
Union Pay International	27th Joint Meeting for the CAP and CSA and the UNWTO regional Ministerial Conference	EUR		93,800.00

Notes: contributions received in currency other than EUR are converted to EUR using UN Operational Exchange Rate (UNORE) at the date of reception of fund.